



GOVERNMENT OF ODISHA

Departmental
Statistics

2012-13

COMMERCIAL TAX
DEPARTMENT



COMMISSIONER OF COMMERCIAL TAXES, ODISHA

<https://odishatax.gov.in>

ctdho@odishatax.gov.in

Toll Free:1800 345 6753

YEAR WISE NO.OF REGISTERED DEALERS (OVAT ACT)

YEAR	TIN	SRIN	TOTAL
2005-06	70491	20382	90873
2006-07	81061	25619	106680
2007-08	89233	26815	116048
2008-09	97802	27104	124906
2009-10	104008	27287	131295
2010-11	101938	24594	126532
2011-12	96693	15839	112532



(Information on no. of Registered Dealers is as per the reports of field officers.)

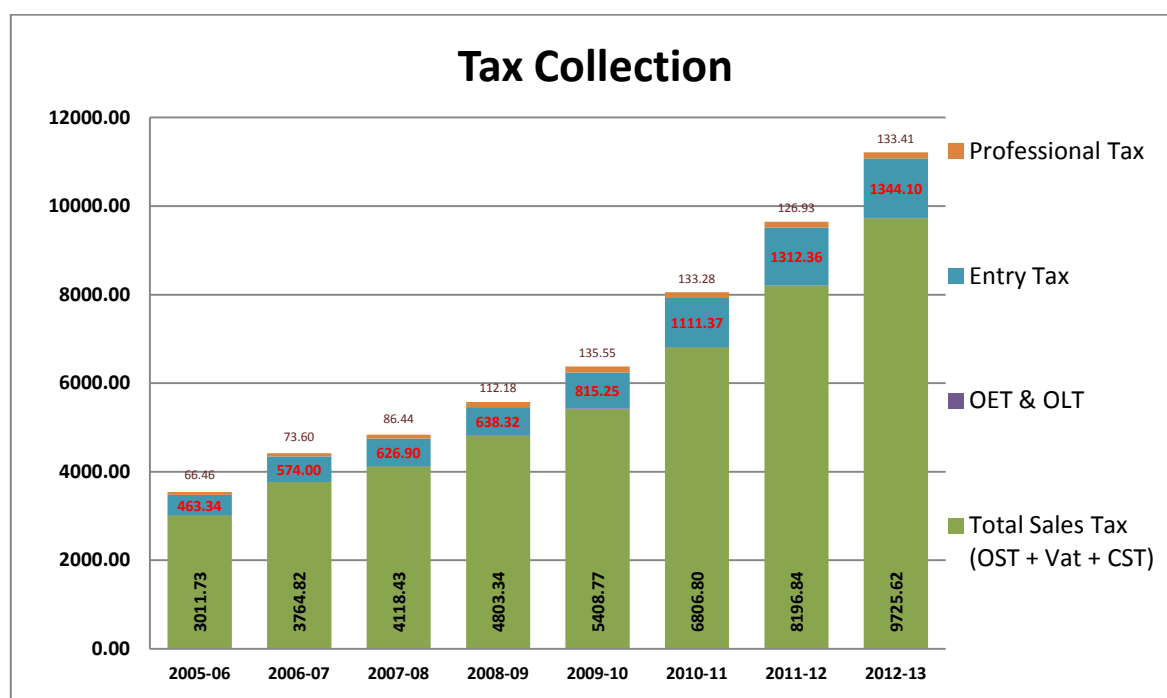
COLLECTION OF TAX (YEAR-WISE & ACT-WISE)

YEAR	ACT	Collection (₹ in Crore)	% of growth over previous year's collection
2005-06	OST / VAT	2524.18	22.46
	CST	487.55	18.87
	TOTAL SALES TAX	3011.73	21.86
	OET		
	OLT	3.15	
	ENTRY TAX	463.34	20.37
	PROF. TAX	66.46	12.51
	GRAND TOTAL	3544.68	21.58
2006-07	OST / VAT	3042.34	20.53
	CST	722.48	48.19
	TOTAL SALES TAX	3764.82	25.01
	OET	2.55	
	OLT		-19.05
	ENTRY TAX	574.00	23.88
	PROF. TAX	73.60	10.74
	GRAND TOTAL	4414.97	24.55
2007-08	OST / VAT	3567.16	17.25
	CST	551.27	-23.70
	TOTAL SALES TAX	4118.43	9.39
	OET		
	OLT	2.66	4.31
	ENTRY TAX	626.90	9.22
	PROF. TAX	86.44	17.45
	GRAND TOTAL	4834.43	9.50
2008-09	OST / VAT	4268.73	19.67
	CST	534.61	-3.02
	TOTAL SALES TAX	4803.34	16.63
	OET		
	OLT	18.61	599.62
	ENTRY TAX	638.32	1.82
	PROF. TAX	112.18	29.78
	GRAND TOTAL	5572.45	15.27
2009-10	OST / VAT	4915.00	15.14
	CST	493.77	-7.64
	TOTAL SALES TAX	5408.77	12.60
	OET		
	OLT	16.85	-9.46
	ENTRY TAX	815.25	27.72
	PROF. TAX	135.55	20.83
	GRAND TOTAL	6376.42	14.43
2010-11	OST / VAT	6221.28	26.58
	CST	585.52	18.58
	TOTAL SALES TAX	6806.80	25.85
	OET		
	OLT	3.42	-79.70
	ENTRY TAX	1111.37	36.32
	PROF. TAX	133.28	-1.67
	GRAND TOTAL	8054.87	26.32

YEAR	ACT	Collection (₹ in Crore)	% of growth over previous year's collection
2011-12	OST / VAT	7463.38	19.97
	CST	733.46	25.27
	TOTAL SALES TAX	8196.84	20.42
	OET	9.09	165.79
	OLT		
	ENTRY TAX	1312.36	18.08
	PROF. TAX	126.93	-4.76
	GRAND TOTAL	9645.22	19.74
2012-13	TOTAL SALES TAX	9725.62	18.65
	OET	9.77	7.48
	OLT		
	ENTRY TAX	1344.10	2.42
	PROF. TAX	133.41	5.11
	GRAND TOTAL	11212.90	16.25

Note :

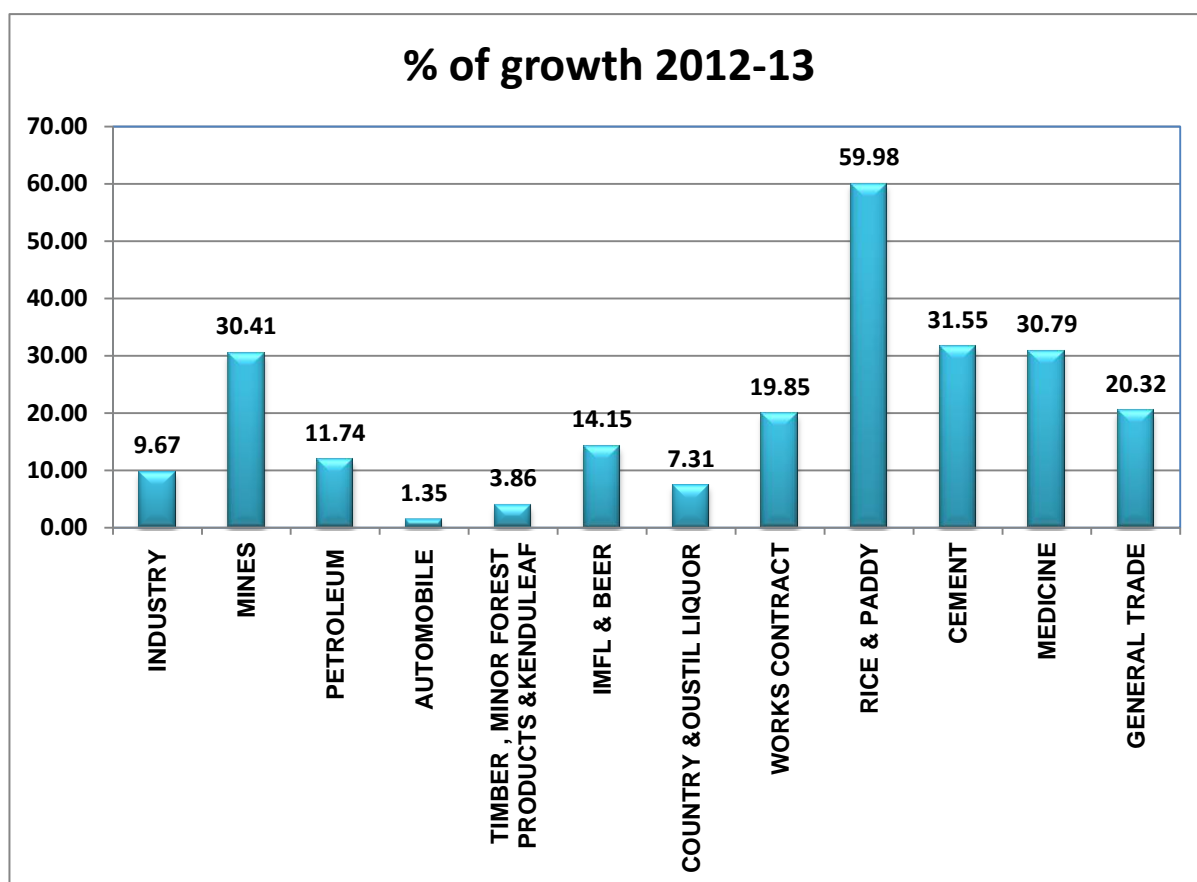
- 1) These figures are in net (excluding refunds) upto the year 2011-12 as per A. G. (Odisha) Certificate.
- 2) The figures 2012-13 are provisional and would be revised after A. G. (Odisha)'s Certification.
- 3) The figures under OET & OLT Act are Departmental, subject to change.



SECTOR WISE SALES TAX GROWTH

Sl. No	Name of the Sector	% of growth 2012-13 (YoY)
1	INDUSTRY	9.67
2	MINES	30.41
3	PETROLEUM	11.74
4	AUTOMOBILE	1.35
5	TIMBER, MINOR FOREST PRODUCTS & KENDULEAF	3.86
6	IMFL & BEER	14.15
7	COUNTRY & OUSTIL LIQUOR	7.31
8	WORKS CONTRACT	19.85
9	RICE & PADDY	59.98
10	CEMENT	31.55
11	MEDICINE	30.79
13	GENERAL TRADE	20.32
TOTAL		17.43

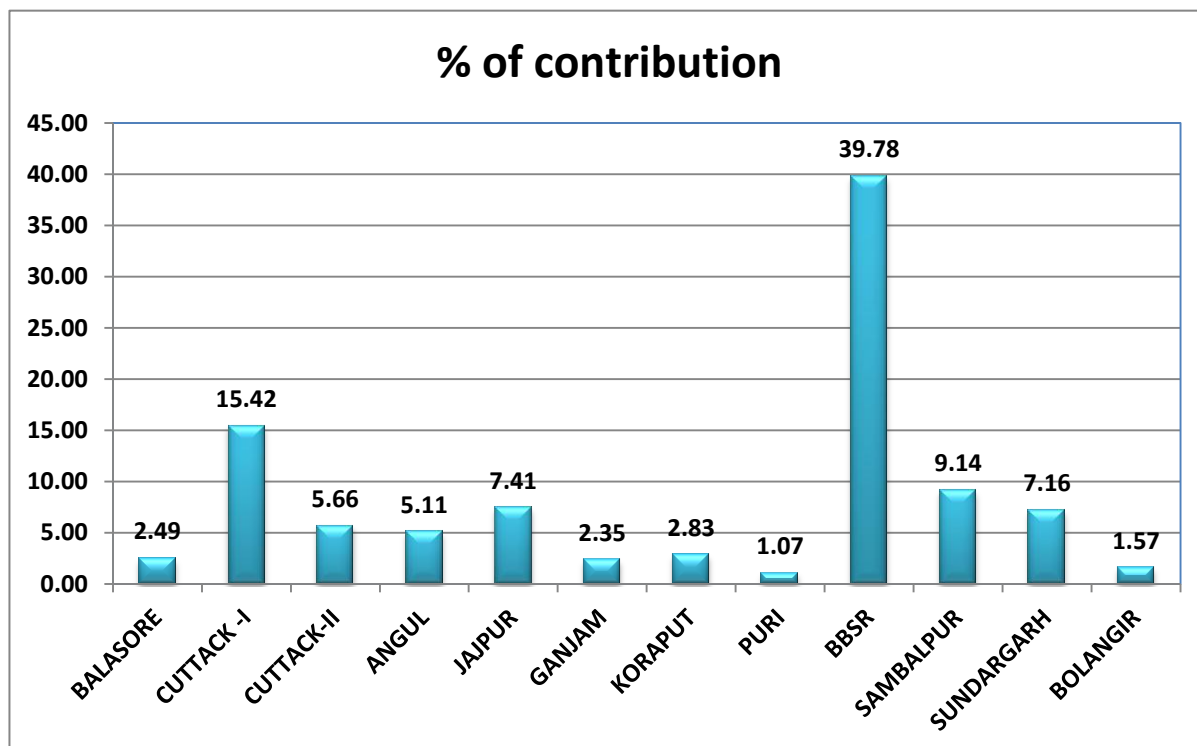
(The figures are Departmental as per field officers report subject to change.)



RANGE WISE % OF CONTRIBUTION TO THE TOTAL COLLECTION DURING 2012-13

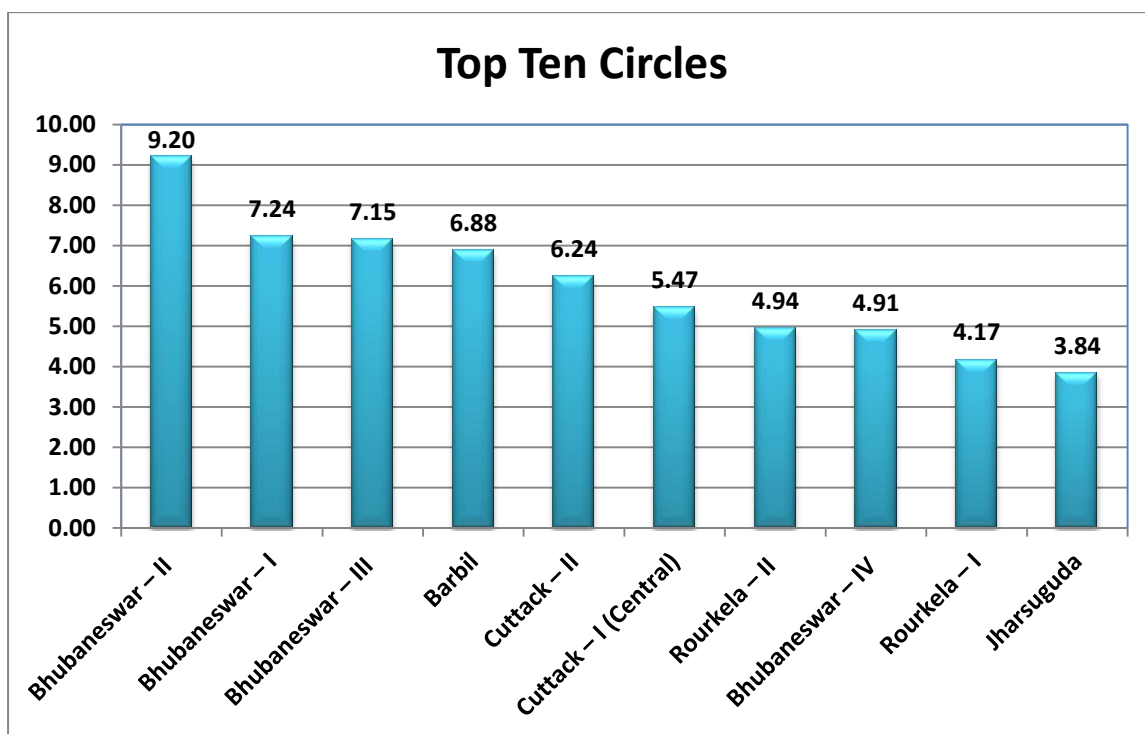
SI No.	Range	% of contribution
1	BALASORE	2.49
2	CUTTACK -I	15.42
3	CUTTACK-II	5.66
4	ANGUL	5.11
5	JAJPUR	7.41
6	GANJAM	2.35
7	KORAPUT	2.83
8	PURI	1.07
9	BBSR	39.78
10	SAMBALPUR	9.14
11	SUNDARGARH	7.16
12	BOLANGIR	1.57

(The figures are Departmental as per field officers report subject to change.)



CONTRIBUTION OF TOP TEN CIRCLES TO THE TOTAL COLLECTION DURING 2012-13

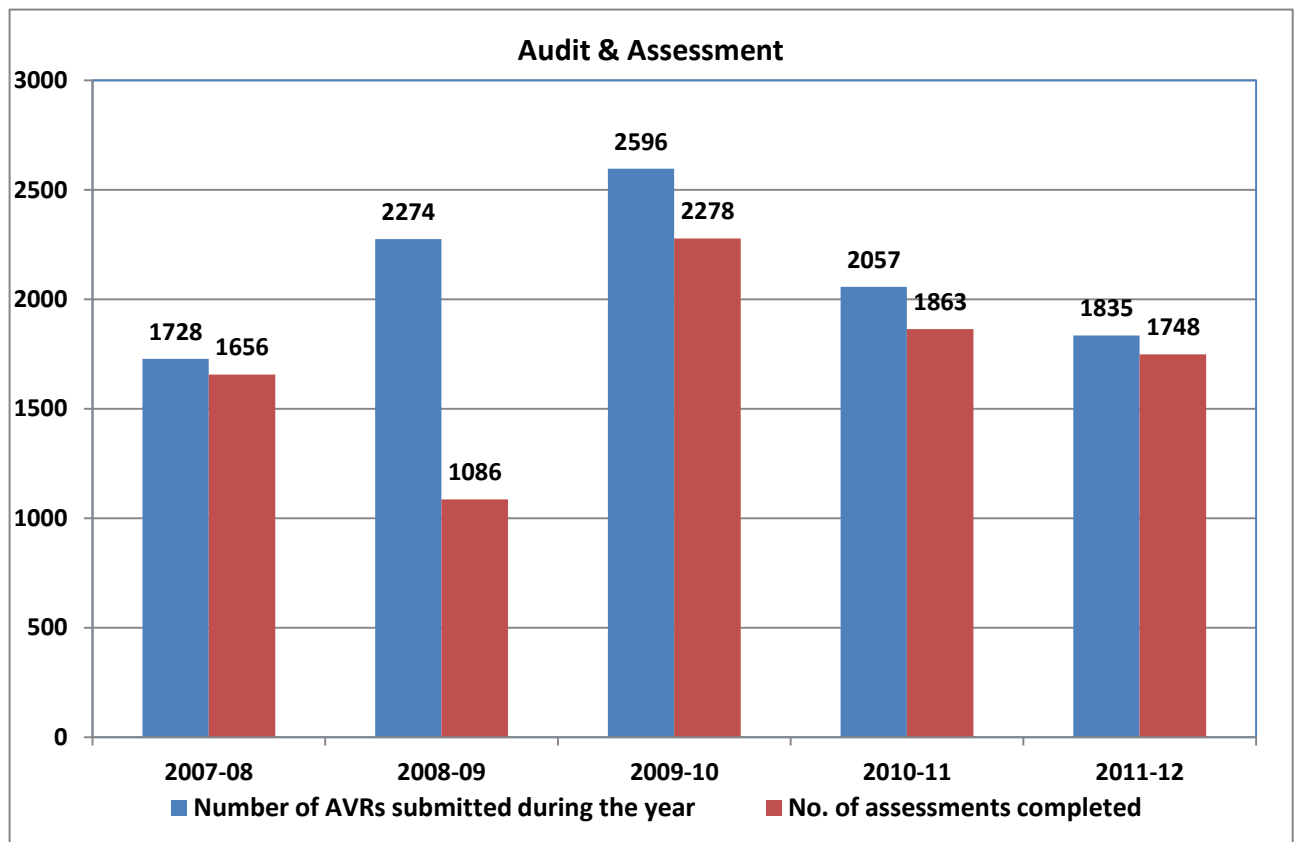
SI No.	Name of the Circles	% of contribution
1	Bhubaneswar – II	9.20
2	Bhubaneswar – I	7.24
3	Bhubaneswar – III	7.15
4	Barbil	6.88
5	Cuttack – II	6.24
6	Cuttack – I (Central)	5.47
7	Rourkela – II	4.94
8	Bhubaneswar – IV	4.91
9	Rourkela – I	4.17
10	Jharsuguda	3.84



YEAR WISE INFORMATION ON AUDIT & ASSESSMENTS

Period	No. of Regd. dealers at the beginning of the year	No. of dealers approved for Audit during the year	Number of notices in FORM VAT-301 issued during the year	Number of Audit visits undertaken during the year	Number of Audit visit reports in FORM VAT-303 submitted during the year	No. of cases in which Audit assessment has been completed during the year with demand raised		Collection made out of such demand raised during the year	Balance number of Audit visit reports pending at the end of the year
						Cases	Amount (₹ in Lakhs)		
2007-08	106680	13266	4168	2174	1728	1656	5806.90	327.07	72
2008-09	116048	14964	6066	2700	2274	1086	2096.16	288.79	1188
2009-10	124906	5151	4757	3340	2596	2278	10175.12	2181.61	318
2010-11	131295	5298	4243	2580	2057	1863	16931.41	1426.72	194
2011-12	126532	6186	4086	2300	1835	1748	59137.63	4224.31	87

(The figures are Departmental as per field officers report subject to change.)



COLLECTION FROM TOP 10 DEALERS OF THE STATE

Sl. No.	Name of the dealers	Name of the Circle	Collection during 2012 -13
1	I.O.C.L	Bhubaneswar-II	115641.68
2	Bharat Petroleum Corporation Ltd	Cuttack-I East	47655.45
3	OSBC LTD.	Bhubaneswar-II	43444.23
4	H.P.C.L	Bhubaneswar-II	41103.10
5	M.C.L. Talcher	Angul	29301.85
6	Mahanadi Coal fields ltd	Jharsuguda	28334.13
7	M/s SAIL, R.S.P, Rourkela	Rourkela-I	18381.41
8	O.C.L.INDIA LTD.	Rourkela-II	14034.76
9	M/S. ITC LIMITED., CUTTACK	Cuttack II	13179.13
10	Ultra Tech Cement Ltd	Jharsuguda	11933.12
% of contribution to the State total collection			33%

Sanctioned Strength of the Organisation

Sl. No.	Designation	Total Sanctioned Posts
Group-A		
1	Commissioner of Commercial Tax	1
2	Special Commissioner of Commercial Tax	2
3	Additional Commissioner of Commercial Tax	10
4	Joint Commissioner of Commercial Tax	15
5	Deputy Commissioner of Commercial Tax	65
6	Assistant Commissioner of Commercial Tax	45
7	Commercial Tax Officer	199
8	Senior Establishment Officer	1
Total Group A		338
Group-B		
9	Establishment Officer	4
10	Additional Commercial Tax Officer (OT&AS)	220
11	Special Officer (Statistics)	1
12	Private Secretary	2
13	Section Officer (Level-1)	6
14	Section Officer (Level-2)	10
Total Group B		243
Group-C		
15	Assistant Commercial Tax Officer	596
16	Personal Assistant	11
17	Senior Assistant	46
18	Senior Steno	39
19	Statistical Investigator	3
20	Superintendent of Issue (Level-1)	1
21	Superintendent of Issue (Level-2)	3
22	Diary Superintendent	1
23	Head Clerk	75
24	Junior Steno	88
25	Senior Typist	9
26	Senior Diarist	1
27	Senior Clerk	258
28	Driver	88
29	Junior Assistant	45
30	Junior Typist	1
31	Junior Clerk	358
32	Junior Clerk (Statistics)	13
33	Junior Diarist	3
34	Record Supplier	4
35	Treasury Sarkar	11
Total Group C		1654
Total Group-D		584
Grand Total Group (A+B+C+D)		2819

